

Face Screening Tools

Demonstration and Discussion

Peter Hammond

Ken Jones

Mike Suttie

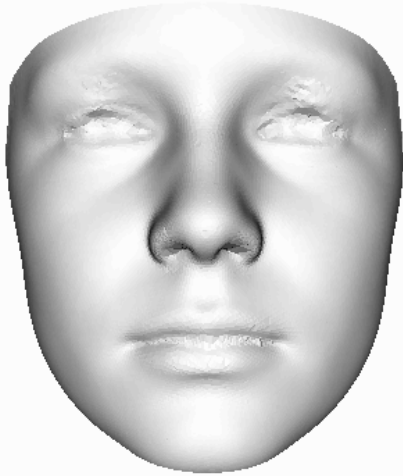
SCREENING: Form & Function


What, When, Where, For Whom

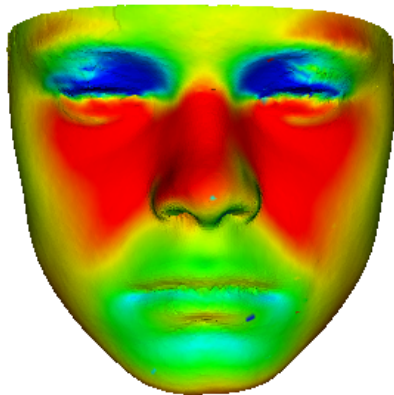
- Dysmorphology detection
 - using animated morph & face signature
- Delivery as powerpoint slides with minimal work by clinician:
 - FASD Caucasian cohort from USA
- Sophisticated screening requiring more of the user
 - PASS cohort from South Africa

- Delivery as powerpoint slides with minimal work by clinician:
 - FASD Caucasian cohort from USA

ID: 3
Male age 12



Age Matched Control  Individual





- Unaffected control
- FAS
- Deferred
- Unknown/other

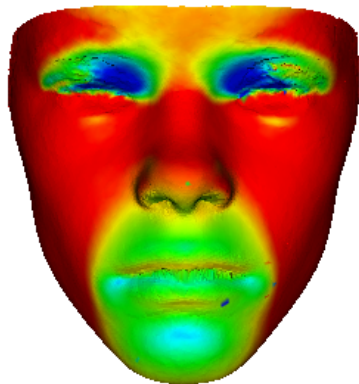


Additional Comments:

ID: 5
Male age 10



Age Matched Control  Individual





- Unaffected control
- FAS
- Deferred
- Unknown/other

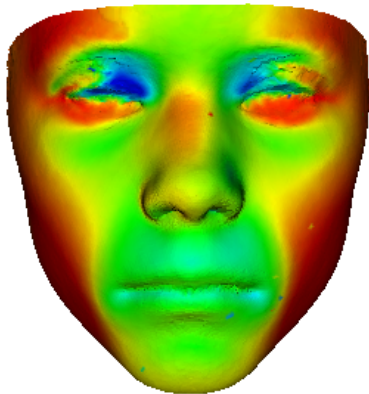


Additional Comments:

ID: 6
Female age 10



Age Matched Control  Individual






- Unaffected control
- FAS
- Deferred
- Unknown/other

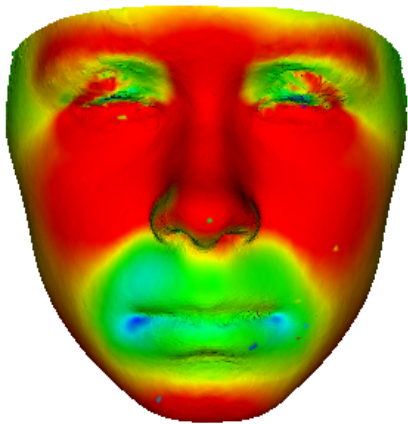


Additional Comments:

ID: 7
Female age 17



Age Matched Control  Individual





- Unaffected control
- FAS
- Deferred
- Unknown/other




Additional Comments:

ID: 8
Male age 13



Age Matched Control Individual






- Unaffected control
- FAS
- Deferred
- Unknown/other

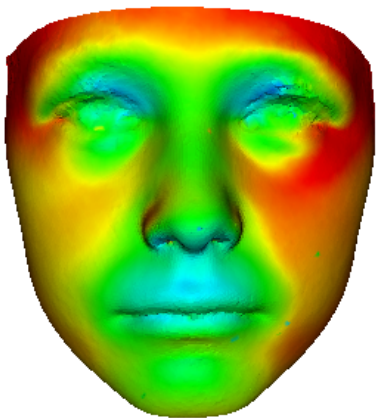


Additional Comments:

ID: 14
Male age 9



Age Matched Control  Individual





- Unaffected control
- FAS
- Deferred
- Unknown/other



Additional Comments:

ID: 16
Female age 10.5



Age Matched Control Individual


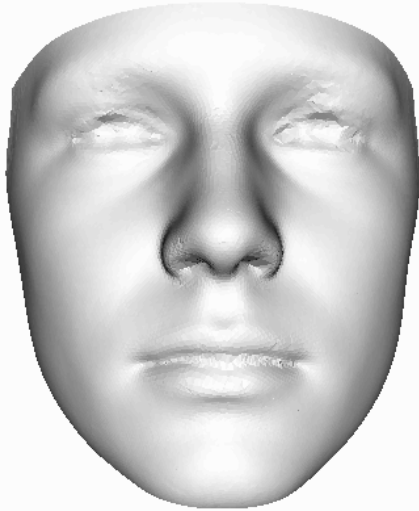


- Unaffected control
- FAS
- Deferred
- Unknown/other




Additional Comments:

ID: 17
Male age 16.5



Age Matched Control Individual





- Unaffected control
- FAS
- Deferred
- Unknown/other



Additional Comments:


ID: 19
Female age 13.5



Age Matched
Control



Individual



- Unaffected control
- FAS
- Deferred
- Unknown/other



Additional Comments:

Individuals

ID	Subject	Diagnosis
3	CCA137	HE
5	ESL10340	HE
6	ESL10165	HE
7	ESL10172	HE
8	ESL10204	HE
14	SMS129	HE
16	SMS195	HE
17	SMS130	FAS
19	SMS240	HC

- More sophisticated screening requiring more of the clinician
 - PASS cohort from South Africa

Atypical face shape and genomic structural variants in epilepsy

Krishna Chinthapalli,¹ Emanuele Bartolini,¹ Jan Novy,¹ Michael Suttie,² Carla Marini,³ Melania Falchi,³ Zoe Fox,⁴ Lisa M. S. Clayton,¹ Josemir W. Sander,^{1,5,6} Renzo Guerrini,³ Chantal Depondt,⁷ Raoul Hennekam,⁸ Peter Hammond² and Sanjay M. Sisodiya^{1,5}

doi:10.1093/brain/aws232

Brain 2012; 135; 3101–3114 | 3101

BRAIN

A JOURNAL OF NEUROLOGY